





Front View



Features

- High-density storage server chassis
- Tool-less design for easy maintenance
 - Tool-less top cover
 - Tool-less drive backplane sliding mechanism
- 60 tool-less top-loading 3.5" drive trays with built-in light pipe for drive status LED
- Hot swap cooling fans and 80+ redundant power supply
- Supports up to 2/4/6/8 x 2.5" hot swap drives for OS
- Flexible motherboard plate design for E-ATX form factor in market

Rear View



Specifications

Dimensions (W x D x H)	mm : 434 x 853 x 176		
	inches : 17.1 x 33.5 x 6.9		
Industry Standard	EIA-RS310D		
Material	Heavy-duty preplated SGCC cold-rolled steel		
Color	Front Panel : Black		
Cooling	Standard	Middle : 4 x 80x38mm hot swap fans	
	Option	Up to 2 x 60x38mm easy swap fans	
Power Supply	Options	• 800W 2+2 redundant	
		• 1600W 1+1 redundant	
Expansion Slots	7 full height		
Front Panel	System power on/off, System reset		
LED Indicators	Power, ID, Drive		
System Board	12"(W) x 13"(D) E-ATX/SSI EEB 3.6 compliant MB		
Drive Bays	External	2.5" hot swap	2/4/6/8
	Internal	3.5" hot swap	60

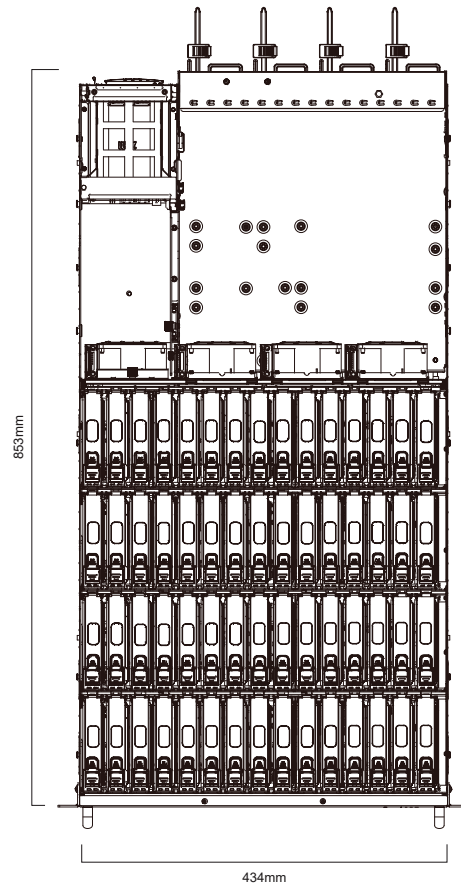
Backplanes	• 2 x 30-port 12G SAS backplanes with 40-PHY expander	
	• 2 x 30-port 24G SAS backplanes with 40-PHY expander (TBD)	
Storage Temperature	0°C(32°F) ~ 50°C(122°F)	
Humidity	5%~95% non-condensing	
Gross Weight	(w/ PSU & Rail) (excluding pallet)	kgs : 45
		lbs : 99.2
Packaging Dimensions	(W x D x H)	mm : 586 x 1110 x 400
		inches : 23 x 43.7 x 15.7
Cubic Feet	9.25	
Container Load Quantity	20'	100
	40'	212
	40' H	255
Mounting	Standard	37" tool-less slide rail
	Option	Cable Management Kit



Top View



(Power supply is optional. Motherboard is not included.)



Ordering Information

SKU Number	Description
XE1-4H002-01	4U 60x 3.5" internal hot-swap bays, tool-less 3.5" and 2.5" HDD tray, 2x 2.5" SATA hot-swap OS (w/ SATA cable x2), 800W 2+2 Platinum redundant PSU, 2x 30-port SAS 12G expander controller on backplane (35X series), 37" slide rail (for 1M and over 1M rack or post to post 671~940mm rack), pallet
XE1-4H002-02	4U 60x 3.5" internal hot-swap bays, tool-less 3.5" and 2.5" HDD tray, 2x 2.5" SATA hot-swap OS (w/ SATA cable x 2), 1600W 1+1 Platinum redundant PSU, 2x 30-port SAS 12G expander controller on backplane (35X series), 37" slide rail (for 1M and over 1M rack or post to post 671~940mm rack), pallet
XE1-4H002-03	4U 60x 3.5" internal hot-swap bays, tool-less 3.5" and 2.5" HDD tray, 8x 2.5" Tri-mode hot-swap (w/o data cable), 800W 2+2 Platinum redundant PSU, 2x 30-port SAS 12G expander controller on backplane (35X series), 37" slide rail (for 1M and over 1M rack or post to post 671~940mm rack), pallet
XE1-4H002-07	4U 60x 3.5" internal hot-swap bays, tool-less 3.5" and 2.5" HDD tray, 8x 2.5" Tri-mode hot-swap (w/o data cable), 1600W 1+1 Platinum redundant PSU, 2x 30-port SAS 12G expander controller on backplane (35X series), 37" slide rail (for 1M and over 1M rack or post to post 671~940mm rack), pallet
XE1-4H002-08	4U 60x 3.5" internal hot-swap bays, tool-less 3.5" and 2.5" HDD tray, 2x 2.5" SATA hot-swap OS (w/ SATA cable x 2), 800W 2+2 Titanium redundant PSU, 2x 30-port SAS 12G expander controller on backplane (35X series), 37" slide rail (for 1M and over 1M rack or post to post 671~940mm rack), pallet