




Front View



Features

- High-density storage server chassis
- Tool-less design for easy maintenance:
 - 60 tool-less top-loading 3.5" drive trays with built-in light pipe for drive status LED
 - Tool-less top cover
 - Tool-less drive backplane sliding mechanism
- Hot swap cooling fans and 80+ redundant power supply
- Supports up to 2 x 2.5" hot swap drives for OS
- Supports single drive power cycle setting

Rear View

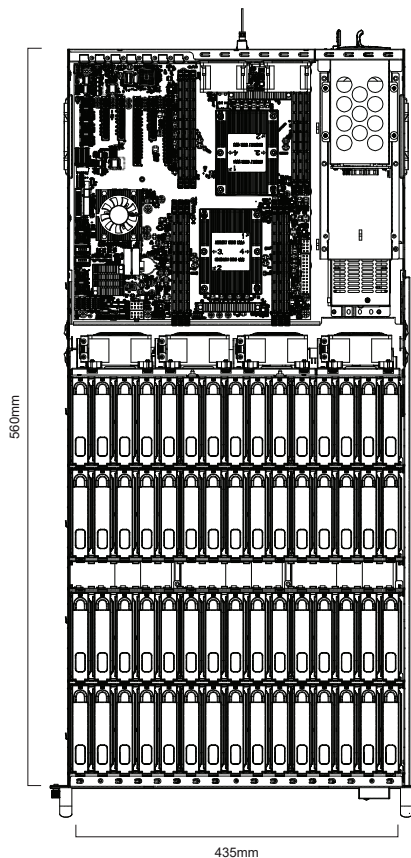



Specifications

Dimensions (W x D x H)	mm : 435 x 950 x 177		
	inches : 17 x 37.4 x 7		
Industry Standard	EIA-RS310D		
Material	Heavy-duty preplated SPGC cold-rolled steel		
Color	Front Panel : Black		
Cooling	4 x 80x38mm PWM & low-power consumption hot swap fans		
	2 x 60x38mm PWM easy swap fans (rear)		
Power Supply	1600W 1+1 redundant PSU 80+ Platinum		
Expansion Slots	7 full height		
Front Panel	System power on/off, system reset and 2 x USB 3.0 ports		
LED Indicators	Power, LAN, Drive and Alert		
System Board	12"(W) x 13"(D) E-ATX/SSI EEB 3.6 compliant MB		
Drive Bays	External	2.5" hot swap	2
	Internal	3.5" hot swap	60

Backplanes	3 x 20-port 12Gb SAS backplanes with 28-PHY expander chip and 2 SFF-8643 connectors on each	
Storage Temperature	0°C(32°F) ~ 50°C(122°F)	
Humidity	5%~95% non-condensing	
Gross Weight	(w/ PSU & Rail)	kgs : 43
	(excluding pallet)	lbs : 94.8
Packaging Dimensions (W x D x H)	mm : 603 x 1240 x 454	
	inches : 23.7 x 48.8 x 17.9	
Cubic Feet	8.8	
Container Load Quantity	20'	97
	40'	199
	40' H	240
Mounting	Standard	25" tool-less slide rail
	Option	Cable Management Kit

Top View



(Power supply is optional. Motherboard is not included.)

Ordering Information

SKU Number	Description
XE1-4H000-01	4U 60x 3.5" internal hot-swap bays, tool-less 3.5" and 2.5" HDD tray, 1600W CRPS redundant power supply, rear 10x HDD dummy, 3x 20-port SAS 12G expander controller on backplane (3X series), 25" slide rail, pallet
XE1-4H000-02	4U 60x 3.5" internal hot-swap bays, tool-less 3.5" and 2.5" HDD tray, 1600W CRPS redundant power supply, rear 6x 2.5" SATA/SAS + 4x NVMe external hot-swap drive bays, 3x 20-port SAS 12G expander controller on backplane (3X series), 25" slide rail, pallet
XE1-4H000-05	4U 60x 3.5" internal hot-swap bays, tool-less 3.5" and 2.5" HDD tray, 1600W CRPS redundant power supply (low line), rear 10x HDD dummy, 3x 20-port SAS 12G expander controller on backplane (3X series), 25" slide rail, pallet
XE1-4H000-06	4U 60x 3.5" internal hot-swap bays, tool-less 3.5" and 2.5" HDD tray, 1600W CRPS redundant power supply (low line), rear 6x 2.5" SATA/SAS + 4x NVMe external hot-swap drive bays, 3x 20-port SAS 12G expander controller on backplane (3X series), 25" slide rail, pallet

RSC-4H