




Front View



Optional item - Front door

Features

- Tool-less design supports quick installation and easy maintenance:
 - Tool-less 3.5" & 2.5" drive trays
 - Tool-less top covers
 - Tool-less backplane
 - Tool-less slide rails
- 12Gb/s SAS expander chip on backplane
- Specially designed hot swap and low power consumption fans minimize rotational vibration and provide superior cooling
- 3.5" drive tray comes with 4 screw holes to adapt to 2.5" drive
- Comes with a redundant PSU 80+ Platinum
- One front access USB 3.0 port

Rear View




Specifications

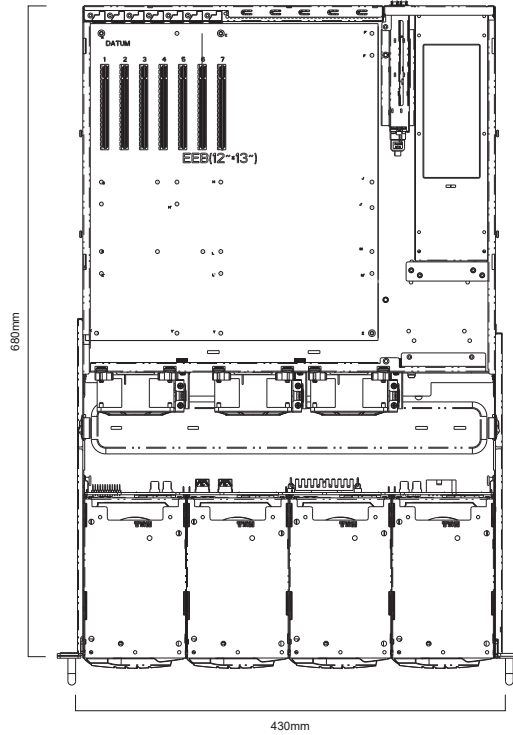
Dimensions (W x D x H)	mm : 430 x 680 x 88		
	inches : 17 x 26.8 x 3.5		
Industry Standard	EIA-RS310D		
Material	Heavy-duty preplated SPGC cold-rolled steel		
Color	Front Panel : Black		
Cooling	3 x 80x38mm PWM & low-power consumption hot swap fans		
Power Supply	800W 1+1 redundant PSU PMBus 1.2 80+ Platinum		
Expansion Slots	7 low profile		
Front Panel	System power on/off, system ID, system reset and 1 x USB 3.0 port		
LED Indicators	Power, LAN, Drive, Alert and ID		
System Board	12"(W) x 13"(D) E-ATX/SSI EEB 3.6 compliant MB		
Drive Bays	External	3.5" hot swap	12
		2.5" hot swap	Options: • 2 x 2.5" (7mm) hot swap • 2 x 2.5" (15mm) internal
	Internal	2.5"	

Backplane	Options	1 x 12-port 12Gb SATA/SAS backplane with 28-PHY expander chip and 3 SFF-8643 connectors
		1 x 12-port SATA/SAS backplane with 3 x SFF-8643 connectors
Storage Temperature	0°C(32°F) ~ 50°C(122°F)	
Humidity	5%~95% non-condensing	
Gross Weight	(w/ PSU & Rail)	kgs : 23.5
		lbs : 51.8
Packaging Dimensions	(W x D x H)	mm : 645 x 835 x 224
		inches : 25.4 x 32.9 x 8.8
Cubic Feet	5.38	
Container Load Quantity	20'	200
	40'	420
	40' H	450
Mounting	Standard	28" tool-less slide rail

Top View



(Power supply is optional. Motherboard is not included.)



Ordering Information

SKU Number	Description
XE1-2ET00-01	2U 12x 3.5" hot-swap bays, tool-less 3.5" and 2.5" HDD tray, 550W CRPS redundant power supply, 2x 7mm 2.5" hot-swap OS, low profile rear panel, rail, 2U12 SAS 12G expander controller on backplane (3X series)
XE1-2ET00-02	2U 12x 3.5" hot-swap bays, tool-less 3.5" and 2.5" HDD tray, 800W CRPS redundant power supply, 2x 7mm 2.5" hot-swap OS, low profile rear panel, rail, 2U12 SAS 12G expander controller on backplane (3X series)
XE1-2ET00-03	2U 12x 3.5" hot-swap bays, tool-less 3.5" and 2.5" HDD tray, 800W CRPS redundant power supply, 2x 7mm 2.5" hot-swap OS, low profile rear panel, rail, 2U12 SAS 12G passive backplane support 4x NVMe
XE1-2ET00-04	2U 12x 3.5" hot-swap bays, tool-less 3.5" and 2.5" HDD tray, 550W CRPS redundant power supply, 2x 7mm 2.5" hot-swap OS, low profile rear panel, rail, 2U12 SAS 12G passive backplane
XE1-2ET00-05	2U 12x 3.5" hot-swap bays, tool-less 3.5" and 2.5" HDD Tray, 800W CRPS redundant power supply, 2x 7mm 2.5" hot-swap OS, low profile rear panel, rail, 2U12 SAS 12G passive backplane

RSC-2ET